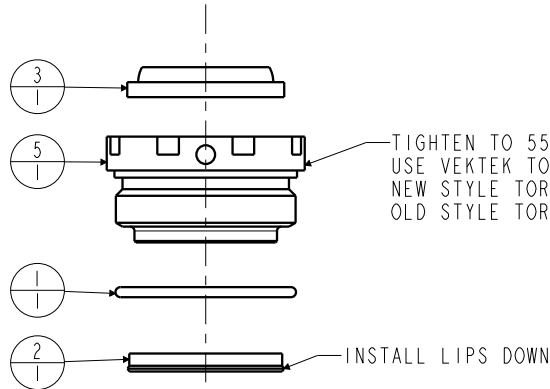
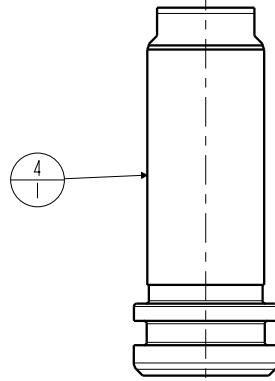


LUBRICATE ALL SEALS WITH CLEAN HYDRAULIC OIL PRIOR TO ASSEMBLY. DO NOT USE SILICONE BASED LUBRICANTS.



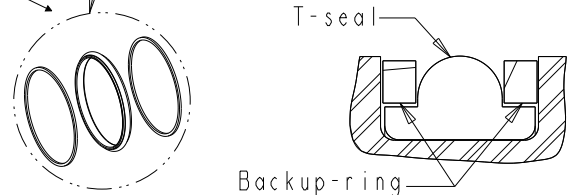
TIGHTEN TO 55 FT-LBS TORQUE  
USE VEKTEK TORQUE TOOL  
NEW STYLE TORQUE TOOL AT200103, 8 POINTED TOOL (CIRCA 2018)  
OLD STYLE TORQUE TOOL AT200101, 2 POINTED SPANNER HOLE TOOL

INSTALL LIPS DOWN



T-SEAL  
INSTALLATION INFO

3 piece seal  
Assemble with T-seal  
between backup rings.



BODY,  
NOT A REPLACEMENT PART

N/A	N/A	6V200209	SEAL KIT, FKM		NOTED
N/A	N/A	60200210	SEAL KIT, STANDARD	NOTED	
6	1	39H10017	SEAL, T, (13/16 X 5/32 X 1)	X	39V10017
5	1	82031002	GLAND, CYL, 3900 & 17.8 KN		
4	1	82011005	PISTON, CYL, 3900, 1 STRK		
3	1	39012008	WIPER, SNAP-IN, (13/16)	X	X
2	1	39011045	SEAL, LL, (13/16 X 1/8 X 1/8 X 1-1/16)	X	39012005
1	1	39001011	O-RING, (-024)	X	39012013
No.	QTY	PART No.	DESCRIPTION	Std. Seal Kit	FKM Seal Kit

### PARTS LIST



VEKTEK, INC.  
1334 E. SIXTH AVE. P.O. BOX 625  
EMPORIA, KS. 66801 U.S.A.

( WEIGHT 1.799 LBS )

H	5499	RELEASE	NPETERS	9/23/24
REV	IN ACCORDANCE WITH ECN	EFFECTIVE DATE	REVISED BY	DATE
DRW BY:	JACOB	<b>DRAWING STATUS: Released</b>		
DATE:	07/06/90	PRODUCTION APPROVED FOR RELEASED STATUS ONLY		

ASSEMBLIES AFFECTED  
20021001  
20021001F

PARTS LIST, ASSY, CYL, TB, 3900, 1.0 STRK, DA	
SIZE A	PL2049
REV H	

FORM FEG035\_PL\_ASIZE, REV. B

SHEET 1 OF 1